



Prf. 15 Geländepferdeprüfung Kl. L*


Schwarze Zahlen auf Rosa

Länge: 1800m

Tempo: 500 m/min

BZ: 3:36 min

HZ: 7:12 min



1 Baumstamm



2 MIM-Oxer



3 MIM-Oxer



4 Hecke



5 Trakehner Graben



▶ Compulsory Passag...



6 Trapez



7 Trippelbarre MIM



8 Wassergraben



9 MiM Heckentisch




10ABC Coffin



11 Mühlgraben




12 Traktor




13 Hecke



14 Schmale Kiste



15 Baumtrapez



16 MiM Steil



17 Grüner Tisch